



DESIGN AND IMPLEMENTATION OF AUTO (LIGHT) INTENSITY CONTROLLING SYSTEM USING IoT AND WITHOUT IoT

S. Kamilya¹, Y.P Singh², Y.V Tyagi³, Y. Singh⁴, Nidhi Sharma⁵

Article DOI: <https://doi.org/10.36713/epra9854>
DOI No: 10.36713/epra9854

ABSTRACT

The decrease in energy utilization has turned into a genuine worry for budding nations in order to acknowledge supportable sustainable development. This paper presents a minimal expense plan of a programmed lighting framework with the point of energy saving and independent activity, utilizing an inserted framework. As per Central Electrical Authority report in 2015, 61% of the power in India is created utilizing normal assets like coal, consequently imperiling the climate. The per capita power age in India during the year 2014-2015 was 1010 kWh. Hence, a programmed streetlamp framework is fostered that detects the encompassing daylight and reacts as needs be. A LDR sensor was utilized to manage the force of LEDs through voltage divider idea. Simultaneously, an IR sensor was executed to switch the LEDs between their base and greatest power. AT89C51 microcontroller is utilized to control and arrange the working of this framework.

KEYWORDS: NodeMCU, LDR, IR sensor, LED, Streetlamps, Arduino.

I. INTRODUCTION

Road lighting gives a significant capacity, protecting people on foot and drivers. All urban and rural communities in India have a structure of road lighting framework which relies upon the accessibility of power just as the necessity. To decrease how much power utilized, a few methods have been created. Studies have shown that appropriate road lighting can significantly lessen vehicle fatalities and accidents with people on foot. Lit convergences and roadways are known to have less crashes than their dark partners. Streetlamps are huge purchasers of energy in light of high long periods of utilization. In the current situation, the streetlamps are to such an extent that as the ambient light falling on a sensor on the streetlamp passes a boundary level, the light naturally turns on or off. The proposed system intends to robotize the streetlamps by utilizing the concept of pulse width modulation (PWM) with Arduino. This strategy has been investigated further in this paper and uses the LDR sensor's light reliant property. Toward the start, streetlights were equipped with a manual control switch that is set in every one of the streetlights. And that is the turning point from where, one more technique that has been utilized for optical control involves high tension sodium light in their framework [2]. These days, it is seen that the technique is broadly utilized in the country. and have various applications not just in transport industries but also in various fields like health care, automation and artificial intelligence, home automation, corporate sector for cost

cutting and efficiency.

LITERATURE SURVEY

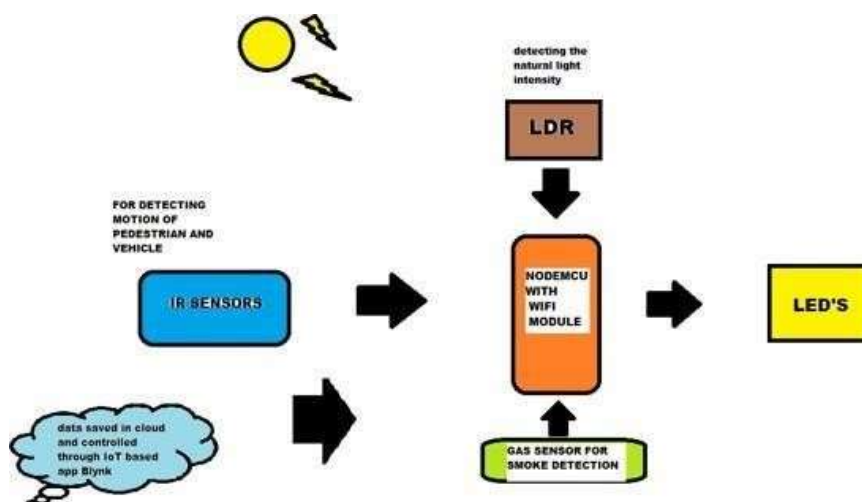
Hengyu Wu, Minli Tang, tells basic methodology that has been backbone of the optical monitoring device and that goes to ATMEGA328P single chip ic. It consists of a fuel regulator, an error detection unit, a light detector unit, an infrared detect circuit for vehicle motion detection, an LCD display circuit of showing the basic information, an optical control circuit, an alarm and beep sensor circuit, and so on. This set-up can robotically control the switching of light according to traffic density. It covers the fundamentals of the mistake detection circuit and the corresponding alarm circuit. It additionally has a without problems and freely to be had button to manipulate the circuit to replace on and rancid operations stated above. Main drawback of this system is that they are unable to mention about the working principle of the proposed system. they however also suggested to use error detection circuit while it is damaged, the supply voltage is zero, hence it will create an unavoidable error. This paper is successful in giving theoretic proof and depict only simulation result but failed as a real time set up experiments. The main lime light of this paper is to initiate a method for setting up the framework which may leads to many follow up research activities in cheaper price and also plans to study the availability of this proposal to enhance performance. Gong Siliang explained a streetlight control system that is



based on wireless technology. The system is developed to operate in automatic mode, which is able to operate streetlight on the bases Sunrise and Sunset. This control can make a reasonable adjustment according to the geographical variations that include (latitude, longitude, etc.) Also, the proposed setup is capable to run in manual mode. In this mode, we can control streetlights through computer monitor controller. In addition, the system also consists of a digital temperature – humidity sensor. The setup is compiled with the high – power relay output and can be widely applied in all places which need timely control such as streets, stations, schools, and electricity sectors etc. But in this work a wireless technology for street light remote control is discussed. In particular, the novelty of the proposed system relies in the availability and awareness of nodes, which is incapable of self - localizing themselves. For demonstration a prototype has been developed using costly and less effective hardware. The capacity of the measuring the values on the basis for localization, is not accurate and showing some problems in one of the meters. In coming future, geographic awareness routing algorithms will develop that will improve the efficiency of the network and improve the working environment.

II.METHODOLOGY

Implementation of the auto light intensity controller is the general objective of our research however, we have depicted it with the help of an automatic street light circuit, but this does not limit our range, we are proposing the system that can be implemented everywhere whether it may be home automation or other official places like a corporate office, etc.



ESP8266 NodeMCU Wi-Fi Devkit: The ESP8266 is the name of a miniature regulator planned by Espressif Systems. The ESP8266 is in itself is a self-dependent Wi-Fi establishing arrangement presenting as a death place from

Since the customary streetlamp framework isn't energy viable, savvy streetlamp framework has been overwhelmed by supplanting conventional CFL lights with LED. To accomplish energy effectiveness, it is important for a light to shine with power as per brightening required. Thus, these LEDs will be constrained by Light Dependent Resistor. Utilizing LDR, contingent upon the climate conditions the power of light can be controlled. This will assist with the programmed exchanging of light in differing power, hence accomplishing energy effectiveness. A streetlamp isn't just implied for lighting reasons, yet additionally, it very well may be used for different purposes like detecting the fire nearby and reporting it to the control station, adjusting the intensity of the light on the basis of the size of the passing vehicle. Object motion can be divided into three categories based on its speed. The first is the low mode, which is for walkers with a speed range of 0-5 km/h, the second is the medium mode, which is for bicyclists with a speed range of 7-15 km/h, and the third is the high mode, which is for motorized vehicles with a speed ranging above 16 km/h. For various objectives, different light intensities will be used. When the sensor detects a motor vehicle traveling at 30 km/h in situation A, the lighting level rises to 80%, whereas when the sensor detects a slow-moving object in condition B, the illumination level drops to 20%. If no movement is detected, the luminaires operate at a 20 percent brightness level. There are different equipment that we are using for the implementation of the project: i) ESP8266 NodeMCU Wi-Fi Devkit ii) Light-dependent resistor (LDR) iii) IR proximity sensor iv) MQ-7 Gas sensor.

where the current integrated regulator to Wi-Fi and similar gadgets were equipped for running self-dependent operations. This ~~itself~~ compiles a heap covered universal serial bus attachment setup and a very enormous types of output via

pins. Keeping hand in hand with integrated usb attachment, one is capable in connecting NodeMCU devkit to your device

and use it with no inconvenience, similar to Arduino.[4]



Particular:

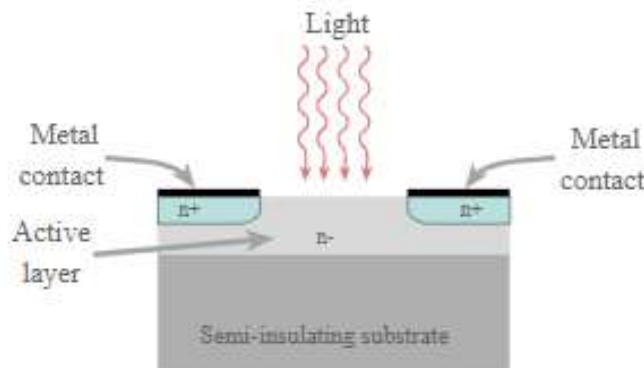
- Supply Voltage: 3.3V.
- Wi-Fi Direct delicate AP.
- Current consumption: 10uA~170mA.
- Streak memory expandable: 16MB max (512K typical).
- In-built TCP/IP convention system.
- Processing unit: Tensilica L106 32-digit.
- Processor speed: 80~160MHz.
- RAM: 32K + 80K.

The most essential method for utilizing the ESP8266 module is to utilize sequential orders, as the chip is fundamentally a Wi-Fi/Serial handset [4]. In any case, this isn't helpful. What we suggest is utilizing the exceptionally cool Arduino ESP8266 project, which is a changed rendition of the Arduino IDE that you want to introduce on your PC. This makes it very advantageous to utilize the ESP8266 chip as we will utilize the notable Arduino IDE.

Light Dependent Resistor (LDR): The light-reliant resistor (LDR) is a sensor whose obstruction diminishes when light encroaches on it. This kind of sensors is normally used in light sensor circuits in open areas, to control streetlights for instance. Another conceivable use is in the spectroscopic contraption. In this sort of mechanical assembly, consistent

light or beat light can be utilized. Consistent light is utilized in like manner spectroscopic mechanical assembly. The utilization of lock-in enhancers utilized beat lightly in spectroscopy more straightforward, with no guarantees ordinarily utilized in photoacoustic spectroscopy. LDR's are made of semiconductors as light delicate materials, on a separating base [7]. The most widely recognized semiconductors utilized in this framework are cadmium sulfide, lead sulfide, germanium, silicon, and gallium arsenide. A less known light sensor is the electret receiver. As the electret layer capacities as a retaining dark body, and as the electret amplifier case has an air chamber that can be utilized as a photoacoustic chamber, the electret amplifier can be utilized as a locator of beat light. This sort of receiver can be utilized to acquire the transmission range of any straightforward material. The point of this correspondence is to concentrate on the reaction of LDR to beat the light and the investigation of the unearthly bends got with an LDR and an electret receiver as light sensors in an optical spectroscopy gadget.

Structure of LDR: Structure of the photoresistor is horizontal in shape and is light sensitive given below the figure shows the 3-D representation of the LDR




The dynamic semiconductor locale is normally stored over a less protective substrate and the dynamic district is regularly daintily dopped. In numerous discrete light sensitive gadgets, a digitalized design is utilized to develop the region of the photoresistor that is presented to light. The example is built in the metallization on the outer layer of the dynamic region, and this lets the light through. The two metaled regions is used as the two contacts for the resistor. This region must be made moderately spacious since the obstruction of the contact to the dynamic region should be limited.

IR Proximity Sensor: The Multipurpose Infrared Sensor is an add-on for your line follower robot and obstruction avoiding robot that enables your robot to identify lines or close by objects. The sensor works by identifying mirrored light coming from its own infrared LED. By estimating the measure of mirrored infrared light, it can identify light or dim (lines) or even articles straightforwardly in front of it. An installed white LED is used to depict the presence of an

object or recognize the line. The detecting range is movable with an inbuilt variable resistor. The sensor has a 3-pin header which associates with the microcontroller board or Arduino board by means of female to female or female to male jumper wires. A mounting opening without any problem associated at least one sensor to the front or back of your robot frame. and in this circuit, it is used to detect the presence of the vehicle or the person on the road and based on that whole brightness control management will be controlled. [1]

Feature

- 5VDC working voltage.
- I/O pins are 5V and 3.3V consistent.
- Range: Up to 20cm.
- Movable Sensing range.
- Underlying Ambient Light Sensor.
- 20mA stockpile current.
- Mounting opening



MQ7 Gas Sensor

Features

- Highly sensitive towards carbon mono oxide.
- It is highly reliable and cost-effective.
- Long life and durability.

The main function of this sensor in our research is to monitor the ambient environment around the street light lamp post and report if there is sudden smoke or fire around the lamp post, as soon as the report is sent to the control room the emergency services and can be called and the situation can be monitored.

SENSITIVITY ADJUSTMENT

Resistance capacity of MQ-7 is based on different types and

different concerned gases emitting. Along these lines, when utilizing these parts, affectability change is extremely vital. we suggest that you align the indicator for 200ppm CO in air and use the worth of Load resistance that (RL) is around 10 K Ω (5K Ω to 47 K ω). When precisely estimating, the legitimate alert point for the gas finder ought still to be up in the air after considering the temperature and mugginess impact. The affectability changing system:

- a. Associate the sensor to the application circuit.
- b. Turn on the power, continue to preheat through power for more than 48 hours.
- c. Change the heap opposition RL until you get a sign worth that reacts to a certain carbon monoxide fixation toward the endpoint of 90 seconds.



d. Change the one more burden opposition RL until you get a sign worth which reacts to a CO focus toward the endpoint of 60 seconds.

III.CONCLUSION

This study showed and depicted how to apply the smart LED street-lighting system and an effective yet underdevelopment data management system for smart residence buildings without compromising occupant's comfort. The given lighting system ensures the use of Wi-Fi connectivity to control the operation of lights in a commercial/residential apartment, and it may also be used to manage street lights based on natural available daylight, occupancy, or as per the needs. For diverse uses, the lighting system has several modes. The data on the use of personalized smart LED lights by building inhabitants are collected via a wireless sensor and actuator network (WSAN). The results reveal that when the suggested lighting system is used, the lux values in the entire testbed are within the recommended range of brightness. We intend to improve the proposed system's capabilities in terms of self-surveillance system and making it more reliable on natural renewable resources of power extraction thus making it more effective.

REFERENCES

1. *International Journal of Science and Research (IJSR) ISSN (Online): 2319-7064 Index Copernicus Value (2013): 6.14 | Impact Factor (2014): 5.61*
2. Sakshi Anand, Dr. Neelu Jain – *Intelligent Street light system using wireless Transmission: Review, International Journal of Advanced Research in Electronics and communication engineering (IJARECE), Vol. 4, Issue 2, Feb 2015.*
3. F. Leccese, "Remote-Control System of High Efficiency and Intelligent Street Lighting Using a ZigBee Network of Devices and Sensors," *IEEE Trans. Power Del., vol. 28, no. 1, pp. 21–28, Mar. 2013.*
4. M. Abhishek, Syed Ajjam Shah, K. Chetan, K. Arun Kumar, *Design and implementation of traffic flow based street light control system with effective utilization of solar energy, International journal of Science Engineering and Advance Technology, IJSEAT, Vol 3, Issue 9, September-2015*
5. C. Bhuvaneshwari, R. Rajeswari, C. Kalaiarasan, *Analysis of Solar energy based street light with auto tracking system, International Journal of Advanced Research in Electrical, Electronics and Instrumentation Engineering, Vol 2, Issue 7, July 2013*
6. Steve Chadwick, "Street Light Monitoring – a Practical Solution magazine" November/December 2002
7. *Design of Multi-functional Street Light Control System Based on AT89S52 Single-chip Microcomputer* Hengyu Wu, Minli Tang, IEEE, 2010.
8. Archana. G, Aishwarya N, Anitha J "Intelligent Street Light System" *International Journal of Recent Advances in Engineering & Technology, Vol3, Issue-4, 2015.*
9. S. Escolar, J. Carretero, M.-C. Marinescu, and S. Chessa, "Estimating energy savings in smart street lighting by using an adaptive control system," *Int. J. Distrib. Sensor Netw., vol. 2014, May 2014, Art. ID 971587.*
10. S. Suganya, R. Sindhuja, T. Sowmiya & S. Senthilkumar (2014), "Street Light Glow on Detecting Vehicle Movement using Sensor", *International Journal for Advance Research in Engineering and Technology, pp. 114-116.*