



AN IOT BASED REMOTE HEART RATE VARIABILITY MONITORING SYSTEM FOR HYPERTENSIVE PATIENTS

Mrs Shailaja L K¹ Ranjitha R² Ranjitha D Nayak³

¹ Professor at Dr. Ambedkar Institute of Technology, Dept of MCA, Bangalore-560056, Karnataka, India

² Student at Dr. Ambedkar Institute of Technology, Dept of MCA, Bangalore-560056, Karnataka, India

³ Student at Dr. Ambedkar Institute of Technology, Dept of MCA, Bangalore-560056, Karnataka, India

ABSTRACT

IoT has enabled clinical tracking to emerge as greater large and effective. In the past, sufferers will be monitored in a clinical facility or below the care of own circle of relatives or domestic nurses. If a affected person except to heal in a hospital, their critical signs – blood pressure, blood sugar levels, and coronary heart level – will be monitored with the aid of using healthcare professionals. But if a affected person except to heal at domestic within side the care of own circle of relatives, they risked now no longer being capable of at once locate headaches shape infection and disease. With IoT technology faraway affected person tracking devices, sufferers now no longer want to pick out among dwelling independently and feeling secure must fitness emergencies occur. With the regular tracking furnished with the aid of using IoT technology and actual time alert, sufferers and their own circle of relatives have a feel of safety although the affected person comes to a decision to be at domestic. In the future, IoT fitness tracking will offer improved independence and mobility for elderly, sick, and bodily or mentally disabled sufferers and decrease strain for own circle of relatives and docs who may be altered and react at once as quickly as troubles arise.

KEYWORDS: Database, MongoDB, Java, Industry Database, Inventory, NetBeans. Structure.

I. INTRODUCTION

In nowadays and age, it's far now tough for one to be acutely aware of their fitness. As healthcare is going ignored and untreated, humans emerge as extra vulnerable to fitness issues. Healthcare is the renovation and tracking of fitness thru prevention, analysis and treatment. This is introduced through fitness and clinical expert inclusive of docs and nurses. However, in lots of quarter of the world, such healthcare remains unavailable regardless of development in each era and healthcare. The different hassle is the brought expenditure of post-operative and post-hospitalization care. After the affected person is discharged, follow-up at domestic is similarly essential and vital to make certain the well being of the affected person.

Therefore, cautious attention ought to be taken for whole recovery. The method of noting down the fitness situation at normal durations in liable to consumer error. For example, it's far viable that one forgets to take the studying at the desired time, or it's also viable that a incorrect access is made. It is likewise essential to manage medication to the affected person on the scheduled time. However, the opportunity of presenting the incorrect tablet or forgetting to manage medication is high. These duties may be simplified through growing a device that notifies them concerning their medication. Adoption Internet of Things (IoT) in healthcare can extensively enhance affected person-care and decrease consumer error.

Because of increasing paintings cost, clinical establishments could constrain to lower nursing workforce for patients. Our mission goals to broaden new improvements for

using fundamental nursing care. In this paper, we introduce a stable IoT-primarily based totally healthcare tracking device. To gain device performance concurrently and robustness of transmission inside public IoT-primarily based totally communicate networks, we are able to make use of sturdy crypto-primitives to assemble communicate mechanisms for making sure transmission confidentiality. By enforcing nursing device gets a brand new size and each affected person may be monitored remotely.

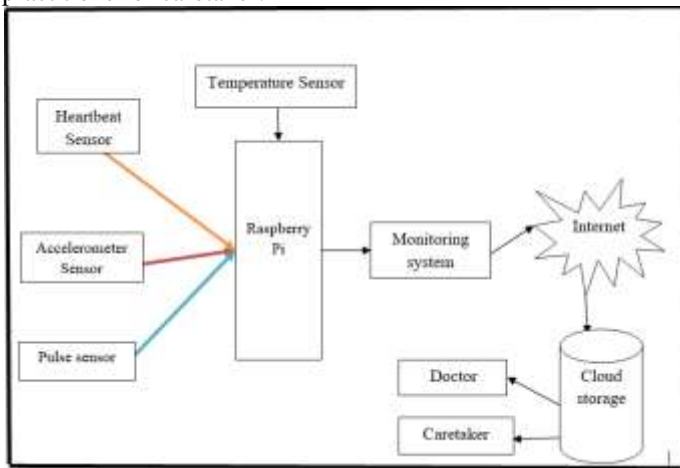
The concept of proposed task is to outline and enforce a actual-time fitness tracking device the use of Internet of Things (IoT) at the side of a clever telecall smartphone software. The device includes sensors that video display units unique fitness elements together with blood pressure, electrocardiogram (ECG), pulse rate, frame temperature and oxygen saturation. The software offers the facts from the sensors at everyday periods in a simplified way this is comprehensible via way of means of all. IoT serves thru GSM/3G/4G technology information or affected person file is sending to the docs with time and date. This proposed version can use any sort of humans like she or he affected with a ailment or not. So, they are able to take a look at it in everyday foundation due to the fact humans pay extra interest in the direction of prevention and early popularity of ailment. Here, all reviews additionally stay video recording could be recorded with actual time. IoT gadgets produce massive quantity of information and facts. These fitness care offerings are becoming higher and much less steeply-priced via way of means of recoding and accumulating sufferers tracking.

EXISTING SYSTEM

In a hospital, either the nurse or the doctor has to physically move from one person to another for health check, which may not be possible to monitor their condition continuously. Thus any vital conditions can't be determined without problems until nurse or physician assessments the individual's fitness at that moment.

PROPOSED SYSTEM

The important concept of the gadget is to transmit the records thru Raspberry Pi to tracking the affected person constantly over internet. Such a gadget could always stumble on the critical frame parameters like blood pressure, temperature, pulse charge and ECG. In this gadget microprocessor is used to technique and keep the data. It is attached to IoT as a cloud which presents records to health practitioner or caretaker.



II. RELATED WORK

Deepika Agrawal et al. [12] proposed an IoT-primarily based totally healthcare tracking gadget that collects all of the medically applicable records of sufferers, together with sufferers coronary heart rate, blood stress and ECG and sends indicators to the patient's medical doctor concerning sufferers complete clinical information, imparting a quick and dependable fitness care service.

Fukunishi et al. [9], proposed an accurate remote observation of HR and HRV based on extracted haemoglobin information. It is mainly based on the detail skin optic model. They performed experiments to measure subjects at rest and under cognitive stress with proposed method putting polarized filter in front of the camera to evaluate the principle of frame work.

In the proposed paper of Joel S.Burma et al.[1] estimates the inadequate sampling frequencies skewed coronary heart fee variability and implications for extracting coronary heart fee metrics from neuro-imaging and physiological data. The cause of this take a look at became to illustrate how a mild temporal shift because of an inadequate sampling frequency can affect the validity of riding cardiac metrics. Analysis became completed on twenty people who underwent ECG of HRV metrics decided from an open supply in which contributors have been advised to refine from exercise, meals consumption, caffeine and alcohol as the ones can impact HRV recordings.

The present day research sought to illustrate the significance of using the precise technique to reap legitimate and dependable coronary heart fee and coronary heart fee variability estimates.

In the paper presented by R.N. Kirtana & Y.V. Lokeshwari et al. [15] steady statement is needed in hospitals wherein the sufferers are below clinical take care of an extended duration of time. Although the affected person isn't in a essential situation, the medical doctors nonetheless want affirmation on their fitness parameters. Now a day, the costs for hospitalization are excessive and expensive. So the fitness guidelines in diverse international locations have shifted its attention from imparting reactive, acute care to offer care outdoor the hospital. Hence creator designs and construct the sensing facts that situations the gadget to show correct frame parameters of the sufferers. The intention of this paper is to oversee the coronary heart rate, blood pressure, temperature and ECG constantly via respective sensors. The recorded facts is despatched to the tool and if the fee exceeds, the alert message could be despatched to the doctor.

III. METHODOLOGY

The proposed work is to document the numerous sensor statistics and show it to the person in a easy User pleasant manner. The recorded statistics which may be accessed thru the app will suggest whether or not the studying is inside the everyday limits. The proposed device makes use of Raspberry Pi Board as an IOT tool that interface 5 sensors and examine affected person fitness parameter. These fitness Parameters may be despatched to cloud.

The proposed work accommodates of sensors that display one-of-a-kind fitness parameter, specifically Raspberry Pi, Pulse sensor, Temperature sensor (DS18B20), Heartbeat sensor, Accelerometer sensor (ADXL345) and Cloud. HRV is the degree of the inconsistent gaps among every heartbeat and is used as an index for one-of-a-kind components of psychology. HRV is said to be an index of the have an effect on of each the parasympathetic frightened device and the sympathetic frightened device. Different components of psychology constitute the stability of those influences. For example, excessive HRV is proven right emotion regulation, decision-making, and attention, and coffee HRV displays the opposite.

The following components are used: -

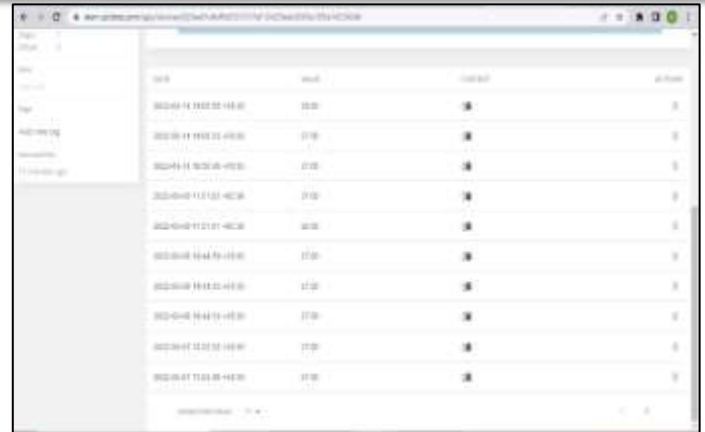
A. RASPBERRY PI

Raspberry Pi is the call of a sequence of single-board computer systems made through the Raspberry Pi Foundation, a UK charity that goals to train people in computing and create less difficult get right of entry to to computing schooling The Raspberry Pi launched in 2012, and there had been several iterations and variations released because of the reality then. The particular Pi had a single-middle 700MHz CPU and without a doubt 256MB RAM, and the modern-day model has a quad-middle CPU clocking in at over 1.5GHz, and 4GB RAM. Most extensively the Pi Zero, All over the world, people use the Raspberry Pi to observe programming skills, assemble hardware projects, do home automation, enforce Kubernetes clusters and Edge computing, or maybe use them in business applications. The Raspberry Pi is a completely cheap pc that runs Linux, but it moreover gives a tough and speedy of GPIO (elegant purpose input/output) pins, allowing you to control

virtual components for physical computing and find out the Internet of Things (IoT).

B. RASPBERRY PI 3 ON-CHIP HARDWARE

The On-chip hardware of Raspberry Pi 3 (here) is as shown in below figure,

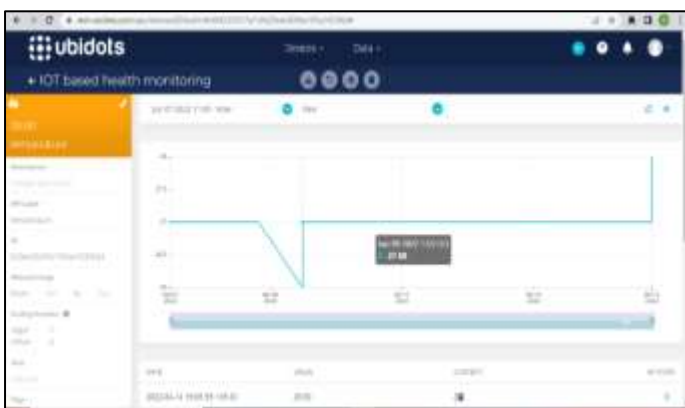


C. PULSE/HEARTBEAT SENSOR

A pulse wave is the alternate within the quantity of a blood vessel that happens whilst the coronary heart pumps blood, and a detector that video display units this quantity alternate is known as a pulse sensor. Pulse sensors the use of the photoelectric pulse wave approach are categorised into 2 sorts relying at the size approach: transmission and reflection. Transmission sort degree pulse waves via way of means of emitting pink or infrared mild from the frame floor and detecting the alternate in blood glide at some stage in coronary heart beats as a alternate in the quantity of mild transmitted thru the frame. This approach is restricted to regions in which mild can without problems penetrate, which includes the fingertip or earlobe.

IV. RESULTS

In this chapter results of the expected outcome after implementing of the module, the results and screenshots are described as shown in the below figures. The sensor details are obtained in VNC and also in Ubidots.



V. CONCLUSION

Remote HRV monitoring system based on IoT, bearing low price, mobility, energy efficiency has given better results. The system makes use of sensors includes Raspberry Pi and ubidots. Based on patient condition we can give treatment. The proposed system is very useful and valuable to the society.

VI. FUTURE WORK

The advantage is extremely easily UI and quick transformation to store real-time data. The real-time information can be further analysed to predict future conditions of a patients health. It is evident that implementation of system will help in early detection of abnormal conditions of cardiovascular diseases and the prevention of serious consequences.

REFERENCES

1. Joel S, Burma, Andrew P, Ateyeh, Jeff F, Jonathan D – 'Insufficient samp frequencies skew HRV estimates', *Journal of Biomedical Informatics, Canada, October, 2021.*
2. Zulkerine, Farhena, Maroor, Raihen, Rassol, Jaffer Nauman- 'Measuring HRV smartphone camera', *IEEE Conference, Canada, 15th June, 2021.*
3. Vinay A, Venkatesh D, Ambarish V- 'A study showing autonomic normalization effects in yoga', *International Journal of Yoga, Mumbai, May-Aug 2020.*
4. Cartas Rossdo, Raul- 'HRV assessment using T-F analysis in hyper and non hyper patients', *Journal of Applied Science, July 2020.*
5. Dr. Y Raja Sree Rao, Syed Faizan, Mohd Shoeb, and Mohd Junaid Siddique- 'Monitoring System based on Internet of Things technology for border Hyper Tensive patients.', *May 2020.*
6. Vali, Mistey, Poornachandra, Sindhu, X Li- 'Analysis of the relationship between HRV & HR activity in patients with complex cardiac', *European Journal of Elector-Physiology, 2019.*
7. Nijdeka U, Okubadejo Obieanuju B, Ozoh, Ohuwadamiola O. Ojo, Ayesha Akinkugbe, Ifedayo A, Oluseyi Adegokel, Babawale T. Bello and Osigv Agadi- 'Clinical Hypertension', 2019.
8. Mangala Gowri, Jyothi S- 'Effect of duration of hypertension on HRV', *Nat journal of physiology, Telangana, India, 17th October 2018.*
9. Fukunishi Munenori, Kurita, Kouki, Yamamoto- 'Video based measurement of HRV from estimated haemoglobin', *IEEE conference proceedings, USA 22nd June 2020*
10. Raghavendra K K, Sharanaya PS, Shaila Patil- 'An Iot based Smart Healthcare system using Raspberry Pi', *Int J. of Research and Scientific Innovation(IJSRI), 5th June 2020.*